


WOOL MARKET REPORT

An excellent selection of wool on offer contributed to a better-than-expected outcome, following a softer Aussie market together with a 3% currency movement.

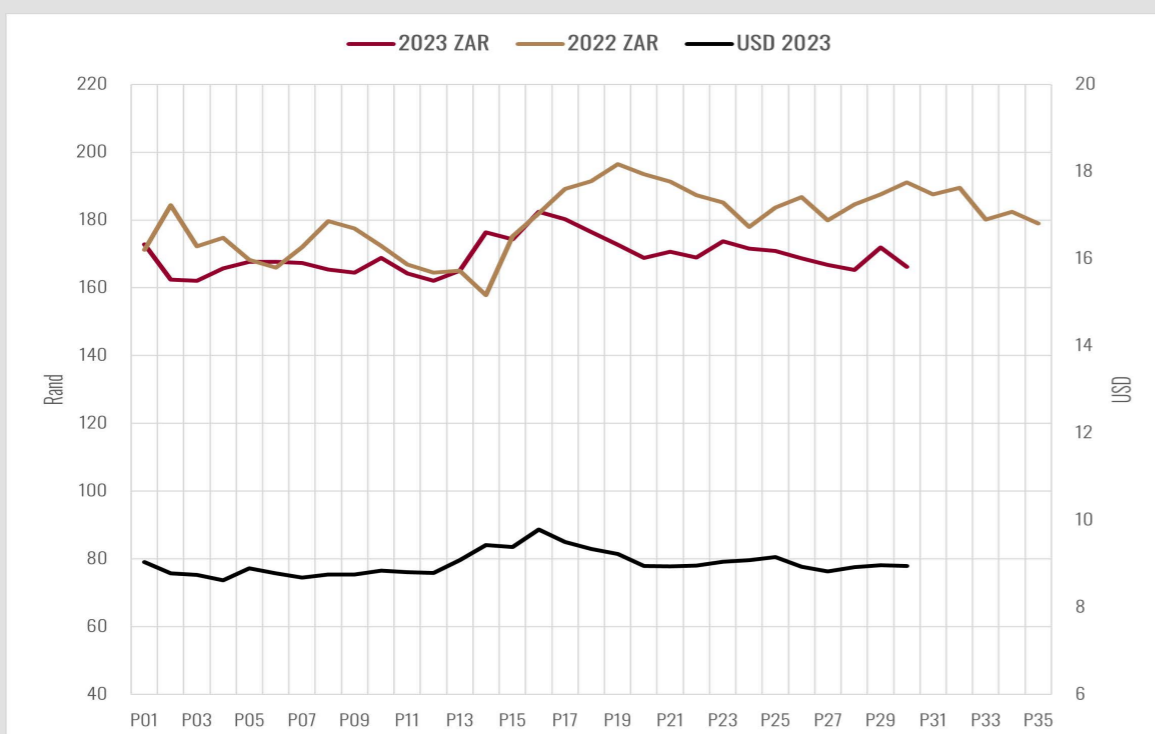
The following auction is scheduled for 15 May 2024

 7374 BLS
  R18.58 +3.0%
  R 12.17 +1.9%
  R19.93 +2.5%

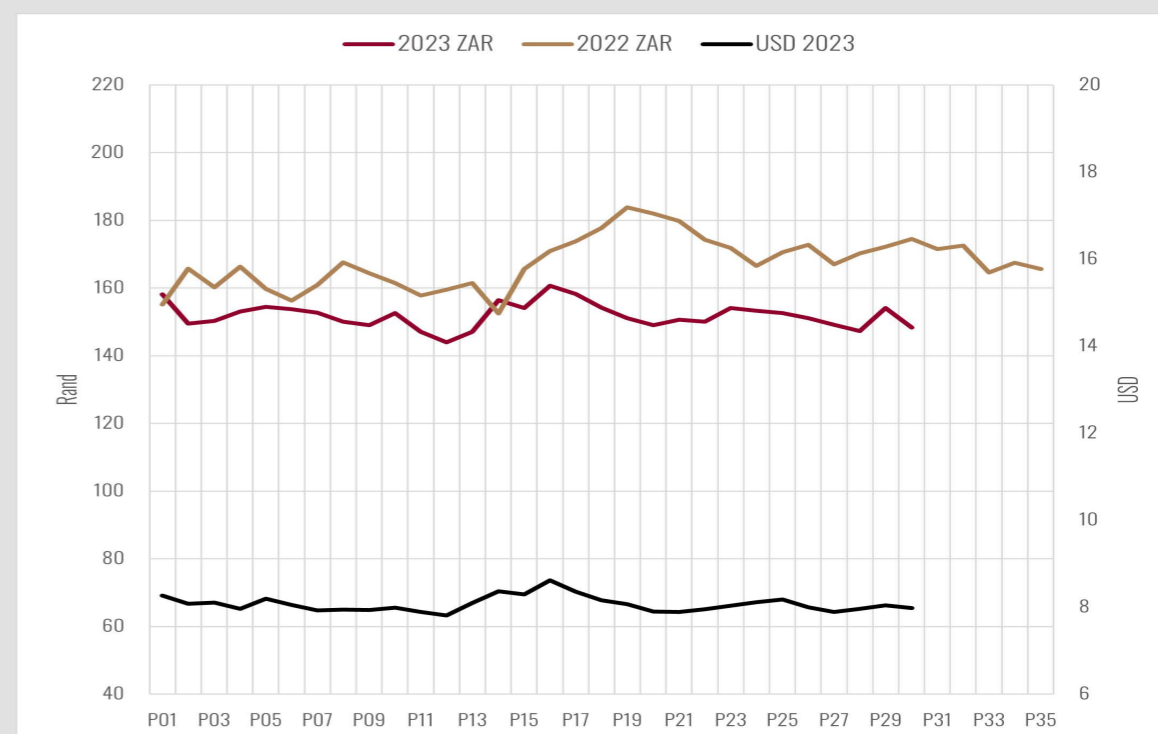
| - ▲ | 17μ | 18μ | 18.5μ | 19μ | 19.5μ | 20μ | 20.5μ | 21μ | 22μ |
|---------------------|-----------------|-----------------|-----------------|-----------------|-----------------|-----------------|-----------------|-----------------|-----------------|
| 1. AUS ZAR | 204.00 -5.8% | 183.00 -5.4% | 175.00 -5.7% | 169.00 -5.3% | 165.00 -4.8% | 162.00 -4.9% | 161.00 -4.3% | 159.00 -4.4% | 157.00 -3.8% |
| 2. SA NON - RWS | 206.00 -3.7% | 184.00 -3.7% | 178.00 -3.8% | 171.00 -4.5% | 168.00 -4.0% | 165.00 -3.5% | 161.00 -4.2% | 160.00 -3.6% | 157.00 -3.1% |
| 3. SA RWS CERTIFIED | 212.00 -2.8% | 190.00 -3.1% | 184.00 -2.1% | 177.00 -2.7% | 171.00 -3.4% | 169.00 -2.9% | 166.00 -3.5% | 164.00 -3.0% | 160.00 -3.0% |
| 4. SA RWS PREMIUMS | +2.9% | +3.3% | +3.4% | +3.5% | +1.8% | +2.4% | +3.1% | +2.5% | +1.9% |

SA average market indicator RWS **166.21** **-3.3%**

RWS 2 YEAR TREND



NON-RWS 2 YEAR TREND



| BUYERS LIST | CAT ▼ | % SHARE | BALES (YTD) |
|---------------------|-------|---------|-------------|
| BKB PINNACLE FIBRES | 1881 | 27.03% | 41732 |
| MODIANO SA | 1527 | 21.94% | 59688 |
| STANDARD WOOL | 1288 | 18.51% | 47689 |
| TIANYU SA | 1157 | 16.62% | 43895 |
| STUCKEN & CO | 719 | 10.33% | 20990 |
| LEMPRIERE SA | 186 | 2.67% | 18680 |
| SEGARD MASUREL SA | 169 | 2.43% | 10808 |
| VBC WOOL SA | 33 | 0.47% | 1894 |

TOP 5 PRICES

| | | | |
|-------------------------------|-------|---------|-----|
| J Van Vuuren, Adelaide | 16.9μ | R168.00 | RWS |
| J Van Vuuren, Adelaide | 16.8μ | R162.00 | RWS |
| Rustfontein Brdy BK, De Aar | 16.5μ | R161.10 | RWS |
| J Van Vuuren, Adelaide | 17.8μ | R157.40 | RWS |
| GBP Boerdery BK, Phillippolis | 16.7μ | R157.00 | RWS |

BROKERS

Catalogue Offering **SOLD YTD**

| BKB ▼ | OVK | JLW | MAS | QWB | VLB |
|--------|-------|------|-------|------|------|
| 5291 | 1476 | 238 | 369 | 0 | 0 |
| 147580 | 66805 | 5652 | 13076 | 9416 | 3963 |

