

THE HOUSE OF  
**FIBRE**  
TRUSTED MOHAIR & WOOL BROKERS

50 Paterson Road, North End, Port Elizabeth, 6001  
Tel: 041- 503 3460 Fax: 086 680 2224  
Email: info@house-of-fibre.co.za  
Web: www.house-of-fibre.co.za

SALE DATE / VEILING DATUM  
12/7/2021

B07 -2021 MARKET REPORT / VEILINGSVERSLAG

CATALOGUE / KATALOGUS  
B07/2021

INDICATOR PRICE MOVEMENT/ MARKAANWYSER	
KIDS	: R 615.14 (+ 1.20 %)
YOUNG GOATS	: R 467.87 (+ 2.00 %)
ADULTS	: R 389.24 (+ 5.00 %)
AVERAGE	: R 415.82 (+ 2.70 %)
LOT REPRESENTATION/ LOT VERKOPE	
OFFERED	: 333
SOLD	: 333
CLEARED	: 100.0%

MICRON PRICE MOVEMENT/ MIKRON PRYS-BEWEGING				
	% Diff from previous sale	RMS	Non-RMS	%( RMS/NON-RMS)
24/5 µ	: (+ 1.40%)	R 670.20	R 650.94	(+ 3.00%)
26/7 µ	: (+ 3.00%)	R 647.72	R 651.13	(- 0.50%)
28/9 µ	: (+ 2.40%)	R 565.51	R 544.77	(+ 3.80%)
30/1 µ	: (+ 1.40%)	R 458.89	R 443.69	(+ 3.40%)
32/3 µ	: (+ 4.80%)	R 411.05	R 396.00	(+ 3.80%)
34/5/6 µ	: (+ 6.60%)	R 367.54	R 340.80	(+ 7.80%)
37/8 µ	: (+ 8.00%)	R 335.00	R 0.00	(= / 0.0%)

**COMMENTS / AANMERKING:**

The last mohair sale of the 2021 winter selling season ended on a positive note. The previous sale gained a lot with the weakening exchange rate, but this time we did not have the exchange rate in our favor. Despite that, the market indicator still gained 2.7% with a 100% clearance. There was good competition on all lots, but the adults gained the most. Most of the producing areas reported good rainfall, but this season's clip was produced under severe climatic conditions. The farmers must be congratulated that they still managed to increase the offering mass for the season by 3%! Fortunately, the average price also increased with 45% compared with a year ago. All indicators show a positive trend for the coming 2022 summer selling season next year. The best price of the sale went to David Short of Graaff-Reinet for 24-micron B-length winter kid bale at R700.10/kg. The House of Fibre Management and personnel say thank you to all our producers supporting us to maintain our position as the biggest mohair broker. We wish every household on the farm a blessed festival of Christ birth with lots of rain. The first sale of the new season will be held on the 15th of February 2022, with the scale closing date on the 17th of January 2022. Report compiled by Pierre Van der Vyver, General Manager: The House of Fibre

Die laaste sybokhaarveiling van die 2021 winter verkoopsseisoen het op 'n positiewe noot gesluit. Op die vorige veiling het die wisselkoers 'n groot rol gespeel, maar hierdie keer het ons nie dieselfde luukse gehad nie. Ten spyte daarvan het die gemiddelde markaanwyser nog steeds met 2.7% gestyg. Daar was goeie kompetisie op al die lotte, maar veral grootbokhaar het die meeste aandag geniet. Die meeste gebiede in die bokhaar produksie gebied het goeie reënval gerapporteer, maar die aanbod van haar die winterseisoen is gekweek onder uiterse moeilike klimaatstoestande. Die boere moet geluk gewens word dat hulle ten spyte van die droogte, dit reggekry het om nogtans produksie met 3% te laat styg. Gelukkig het die prys ook met min of meer 45% gestyg in vergelyking met jaar gelede. Alle aanwysers toon 'n positiewe neiging vir die komende 2022 somer verkoopsseisoen. Die beste prys op die veiling behaal het gegaan aan David Short van Graaff-Reinet vir 'n 24-mikron, B-lengte baal wat verkoop het teen R700.10/kg. Die House of Fibre Bestuur en personeel wil dankie sê vir elke produsent wat ons ondersteun het die jaar, om te verseker dat ons die grootste sybokhaarmakelaar bly. Ons wil graag elke familie op die plaas 'n baie geseënde Christusfees toewens met baie reën. Die eerste veiling van volgende seisoen word op 15 Februarie 2022 aangebied. Die skaalsluitingsdatum vir die veiling geskied alreeds op 17 Januarie 2022. Geskryf deur Pierre Van der Vyver, Algemene Bestuurder: The House of Fibre

EXCHANGE RATE (ZAR)				OVERALL BUYER MARKET STATISTICS			
CURRENCY	11/9/2021	11/23/2021	12/7/2021	BUYER	%	BUYER	%
US \$	15.05	15.83	15.97	MOSENTHAL	10.14%	STUCKEN	32.82%
British £	20.41	21.17	21.16	NEW ENGLAND	0.56%	SUEDWOLLE	14.09%
Euro €	17.41	17.81	17.97	SAMIL	36.06%	CONNACHER	3.66%
Chinese Yuan ¥	2.35	2.48	2.51	PASSED IN	2.25%	NOT SOLD	0.42%

## HIGHEST PRICES/ HOOGSTE PRYSE

### 25-30µ Winter Kids / Kleinbokke:

David Short Farming cc, Graaff- Reinet		24.1µ	R 700.10 /kg 
Wienand Farming cc, Somerset East		25.6µ	R 693.00 /kg
The House of Fibre Binning		23.8µ	R 691.00 /kg
Swaershoekberg Boerdery, Cradock		23.6µ	R 680.00 /kg 
Central Hofmeyer Suppliers cc, Hofmeyr		24.3µ	R 674.10 /kg

Winter Kids Average Price Value / Gemiddelde prys waarde van Kleinbokke: R 662. 00 /kg

### 27-34µ Winter Young Goats / Jongbokke:

Wienand Farming cc, Somerset East		27.6µ	R 620.00 /kg
The House of Fibre Binning		27.3µ	R 618.00 /kg
Central Hofmeyer Suppliers cc, Hofmeyr		28.5µ	R 586.00 /kg
Y Snyman, Victoria West		26.5µ	R 571.00 /kg

Winter Young Goats Average Price Value / Gemiddelde prys waarde van Jongbokke: R 516.00 /kg

### 30-40µ Adult Goats / Grootbokke:

Borden Farming cc, Graaff- Reinet		29.9µ	R 481.00 /kg 
The House of Fibre Binning		30.3µ	R 476.00 /kg
RP Van der Merwe Jnr, Aberdeen		31.4µ	R 455.10 /kg 
Jaco Oelofse Familie Trust, Steytlerville		31.1µ	R 450.00 /kg
SJ Van der Merwe & Seun, Murraysburg		31.2µ	R 450.00 /kg

Adult Goats Average Price Value / Gemiddelde prys waarde van Grootbokke: R 443. 00 /kg

**BEST CLIP / BESTE SKEERSEL**  
**100% Sold / Verkoop @ R 528.47 /kg**

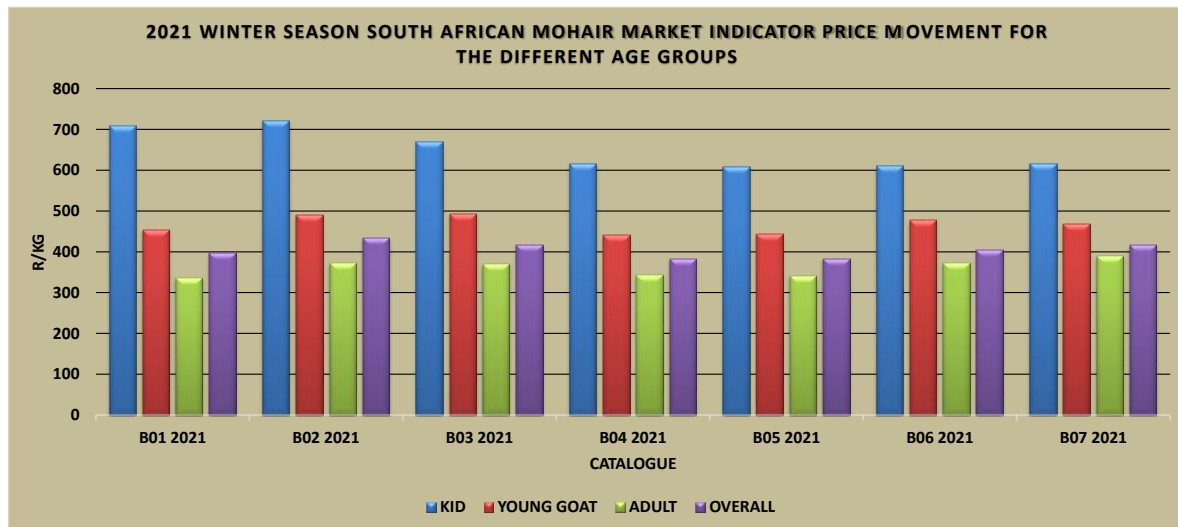
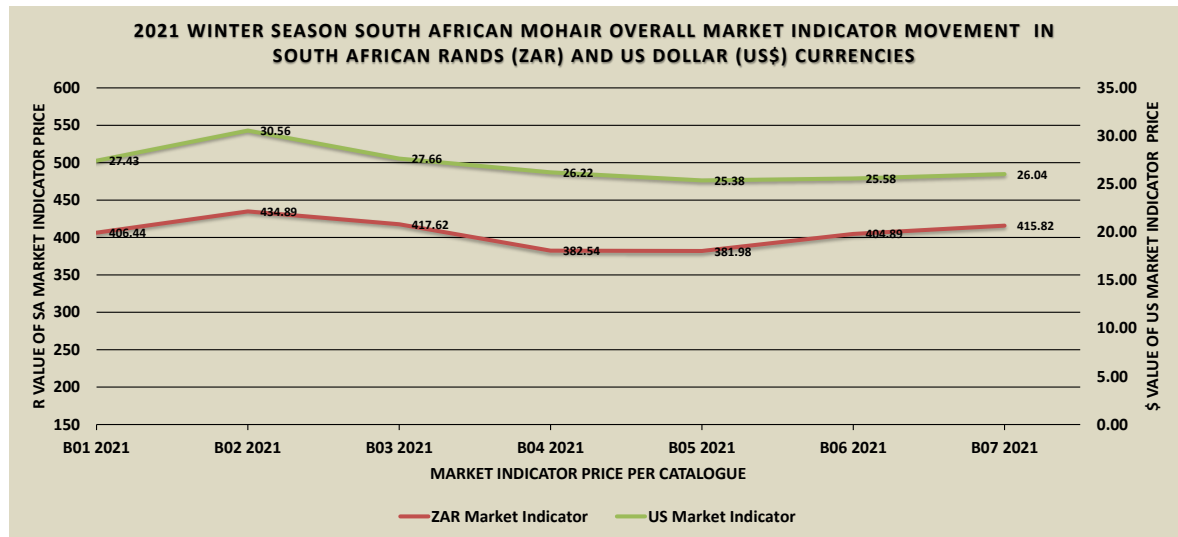
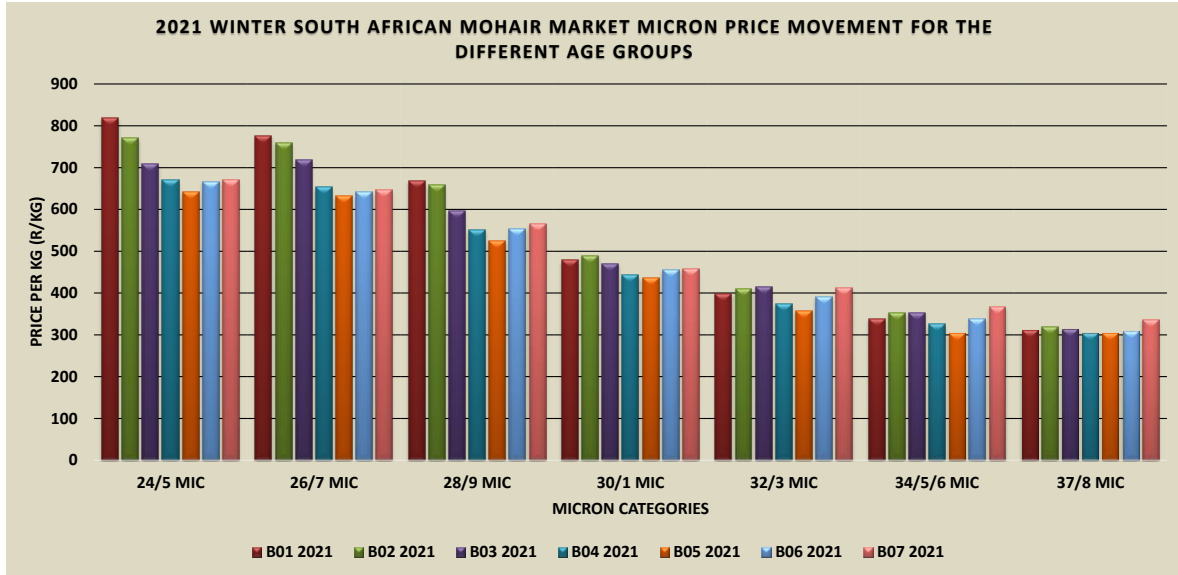


THE HOUSE OF  
**FIBRE**  
TRUSTED MOHAIR & WOOL BROKERS

The House of Fibre congratulates all Producers!!  
The House of Fibre wens alle Produsente geluk!!

**Pierre Van der Vyver**  
General Manager / Algemene Bestuurder





CAT NO	B08 2020	B09 2020	B10 2020	B11 2020	B12 2020	B13 2020
Kid	543.19	589.3	754.12	786.06	753.04	764.33
Young Goat	433.75	491.7	524.18	524.18	528.35	544.72
Adult	286.14	303.42	343.42	348.61	332.56	337.54
Overall	333.32	364.32	422.28	430.72	417.79	425.15

Graph

DATE	9-Feb	2-Mar	16-Mar	13-Apr	11-May	25-May
CAT NO	B08 2020	B09 2020	B10 2020	B11 2020	B12 2020	B13 2020
US\$ / ZAR CURRENCY	14.8	15.07	14.88	14.52	14.04	13.84
ZAR Market Indicator	333.32	364.32	422.28	430.72	417.79	425.15
US Market Indicator	22.52	24.18	28.38	29.66	29.76	30.72

Micron Price Movement	B08 2020	B09 2020	B10 2020	B11 2020	B12 2020	B13 2020
24/5 MIC	602.69	666.51	778.08	809.60	785.06	801.80
26/7 MIC	592.33	630.15	730.17	762.52	744.98	762.34
28/9 MIC	435.29	505.45	572.76	584.81	604.03	610.84
30/1 MIC	343.07	379.46	448.48	433.66	475.18	494.36
32/3 MIC	296.64	304.97	345.32	371.55	380.22	404.60
34/5/6 MIC	221.49	242.02	289.88	334.18	322.74	327.59
37/8 MIC	190	190	290.03	340.10	310.03	293.28

WINTER

B14 2020	B01 2021	B02 2021	B03 2021	B04 2021	B05 2021	B06 2021	B07 2021
743.69	708.23	720.86	668.26	616.45	608.21	611.57	615.14
533.82	454.26	490.57	493.16	441.4	444.08	477.29	467.87
337.54	336.42	371.68	369.78	342.97	340.65	372.91	389.24
414.52	398.44	434.89	417.62	382.54	381.98	404.89	415.82

WINTER

8-Jun	17-Aug	7-Sep	28-Sep	19-Oct	9-Nov	23-Nov	7-Dec
B14 2020	B01 2021	B02 2021	B03 2021	B04 2021	B05 2021	B06 2021	B07 2021
13.56	14.82	14.23	15.10	14.59	15.05	15.83	15.97
414.52	406.44	434.89	417.62	382.54	381.98	404.89	415.82
30.57	27.43	30.56	27.66	26.22	25.38	25.58	26.04

WINTER

B14 2020	B01 2021	B02 2021	B03 2021	B04 2021	B05 2021	B06 2021	B07 2021
767.38	818	771.61	709.00	670.71	642.49	666.43	670.20
746.04	775.12	758.11	717.06	653.75	632.23	642.18	647.72
605.30	667.88	657.63	596.45	550.68	525.08	553.11	565.51
460.80	477.97	489.58	469.57	442.19	435.48	455.44	458.89
381.07	397.98	410.68	414.55	373.65	356.25	390.59	411.05
329.60	337.17	352.51	352.63	324.85	305.17	338.59	367.54
306.93	310.55	318.33	313.40	305.00	305.00	310.00	335.00