




HOF Wool Market Report

CAT16/21
1 December 2021

 R15.82 -0.1%

 R11.28 +1.1%

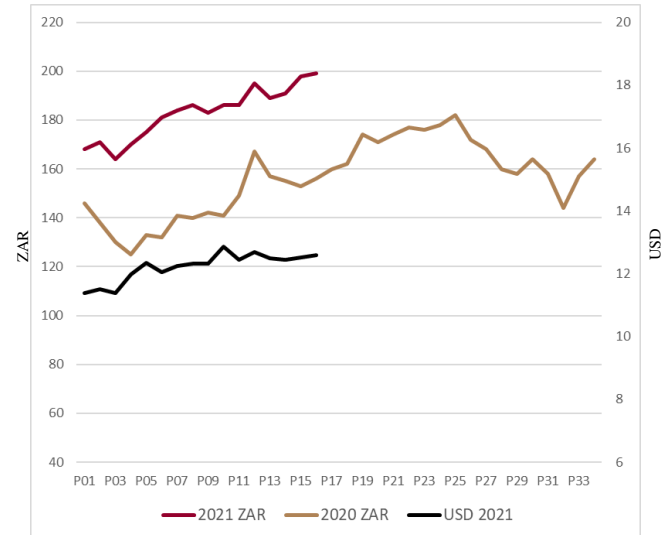
 R18.10 -1.66%

 13 831

MICRON	AUS ZAR	RSA ZAR	RSA RWS	RWS PREMIUM
17.0	271.28	273.00	292.00 ↓	7.0%
18.0	227.86	231.00 ↓	267.00 ↑	15.6%
18.5	206.42	210.00	251.00 ↑	19.5%
19.0	187.81	192.00 ↑	231.00 ↓	20.3%
19.5	169.76	173.00 ↓	215.00	24.3%
20.0	155.66	159.00	199.00 ↑	25.2%
20.5	151.99	154.00 ↓	195.00 ↑	26.6%
21.0	148.33	151.00 ↓	191.00 ↑	26.5%
22.0	147.20	146.00 ↓	183.00 ↑	25.3%

WHITE WOOL MARKET INDICATOR	22.0 MIC	131.00	23.0 MIC	120.00
-----------------------------	----------	--------	----------	--------

RWS 2 Year Trend



Cape Wools Market Report 175.36c/kg clean +0.0% Since Last Sale

18 MICRON	19 MICRON	20 MICRON	21 MICRON	22 MICRON	23 MICRON
R251.82 ↑+4.5% Since Last Sale	R206.94 ↑+1.1% Since Last Sale	R182.40 ↑+3.1% Since Last Sale	R172.54 ↑+1.0% Since Last Sale	R153.94 ↑+5.3% Since Last Sale	R151.97 ↑+1.3% Since Last Sale

NOTE: All certified and non-Certified wool included in avg. per micron

Buyers List	CAT16	% Share	Bales (YTD)
Modiano SA	3 246	24.18%	32 745
Standard Wool	3 073	22.89%	27 663
Lempriere SA	3 064	22.82%	24 994
Stucken & Co	1 842	13.72%	16 148
Tianyu	1 797	13.38%	20 669
Segard Masurel	333	2.48%	5 788
New England SA	71	0.53%	2 277

*YTD - Year to Date

Broker List	Catalogue Offering	Sold (YTD)
BKB	9 556	78 498
CMW	4 037	38 023
JLW	463	2 803
MAS	648	6 785
QWB	922	5 734
VLW	354	2 462

TOP 5	Producer	
R241.10	GH BYERS, JAMESTOWN	RWS
R232.10	SWARTSKAAPSINDIKAAT (PTY) LTD, JAMESTOWN	RWS
R229.00	WHITE WOOLS (PTY) LTD, MOLTENO	RWS
R228.00	SWARTSKAAPSINDIKAAT (PTY) LTD, JAMESTOWN	RWS
R227.00	GH BYERS, JAMESTOWN	RWS

COMMENT

The market reported an overall increase pushed mainly by an increase in selected certified merino fleece types. The first sale of 2022, CAT17, will take place on the 12th of January 2022.