




HOF Wool Market Report

CAT18/21
19 January 2022

 R15.41 +0.5%

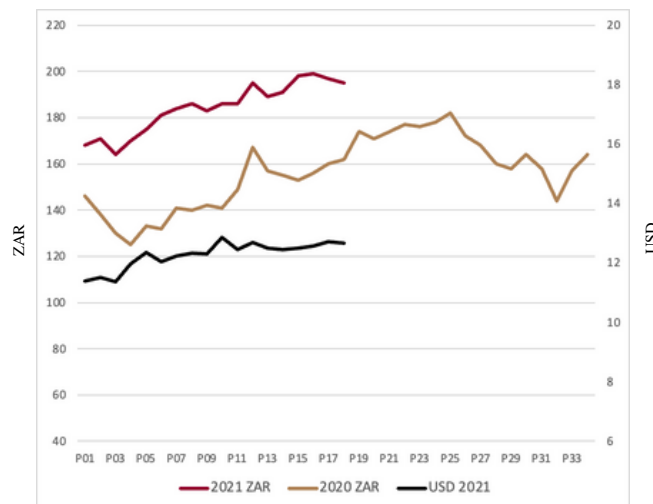
 R11.07 +0.7%

 R17.61 +0.8%

 13 961

MICRON	AUS ZAR	RSA ZAR	RSA RWS	RWS PREMIUM
17.0	278.96	285.00 ↑	308.00 ↑	8.1%
18.0	234.68	240.00 ↑	264.00 ↓	10.0%
18.5	211.99	219.00 ↑	248.00 ↓	13.2%
19.0	190.96	195.00	227.00 ↓	16.4%
19.5	172.14	180.00 ↑	208.00 ↓	15.6%
20.0	158.85	165.00 ↑	195.00 ↓	18.2%
20.5	154.42	158.00 ↑	190.00	20.3%
21.0	150.00	153.00 ↑	185.00 ↑	20.9%
22.0	147.23	147.00 ↑	176.00 ↑	19.7%

RWS 2 Year Trend



WHITE WOOL MARKET INDICATOR	22.0 MIC	132.00	23.0 MIC	121.00

Cape Wools Market Report 180.73c/kg clean +4.8 Since Last Sale

18 MICRON	19 MICRON	20 MICRON	21 MICRON	22 MICRON	23 MICRON
R255.16 ↑+2.3% Since Last Sale	R218.70 ↑+3.6% Since Last Sale	R189.58 ↑+4.9% Since Last Sale	R175.71 ↑+5.3% Since Last Sale	R166.76 ↑+2.5% Since Last Sale	R156.81 ↑+3.7% Since Last Sale

NOTE: All certified and non-Certified wool included in avg. per micron

Buyers List	CAT18	% Share	Bales (YTD)
Lempriere SA	4 218	30.87%	32 760
Modiano SA	2 988	21.87%	38 451
Standard Wool	2 463	18.02%	32 630
Tianyu	1 486	10.87%	22 740
Stucken & Co	1 460	10.68%	18 269
Segard Masurel	975	7.14%	7 031
New England SA	75	0.55%	2 370

*YTD - Year to Date

Broker List	Catalogue Offering	Sold (YTD)
BKB	10 168	93 486
CMW	4 123	44 310
JLW	486	3 176
MAS	1 392	7 811
QWB	796	6 221
VLW	637	3 018

TOP 5	Producer	
R284.00	DJ LOUW, TROMPSBURG	RWS
R256.00	CF SWART, BARKLY EAST	RWS
R256.00	DJ LOUW, TROMPSBURG	RWS
R254.10	DJ LOUW, TROMPSBURG	RWS
R248.00	TR SWART, BARKLY EAST	RWS

COMMENT

19.5 and finer were selling in buyers favour and courser wool improved. The next sale, CAT19, will take place on the 26th of January 2022, approximately ±14 000 bales.